


Baiting Tips

- Place bait and bait stations around the exterior of your building every 50-100 feet
 - Closer in high pressure areas
 - Spaced out between buildings
- Intercept rodents before they get inside your building!
- The investment in setting up a preventative program outside is better than fighting an ongoing infestation inside the building.



Baiting Tips

- Secure chunx on vertical bait securing rods inside the station.
- If bait can be shaken from bait stations when they are lifted, units must be secured or otherwise immobilized.
- Secure bait stations with: stakes, duckbills, patio blocks, chains or u-bolts.



Cable Wire



Zip Tie






U-bolt

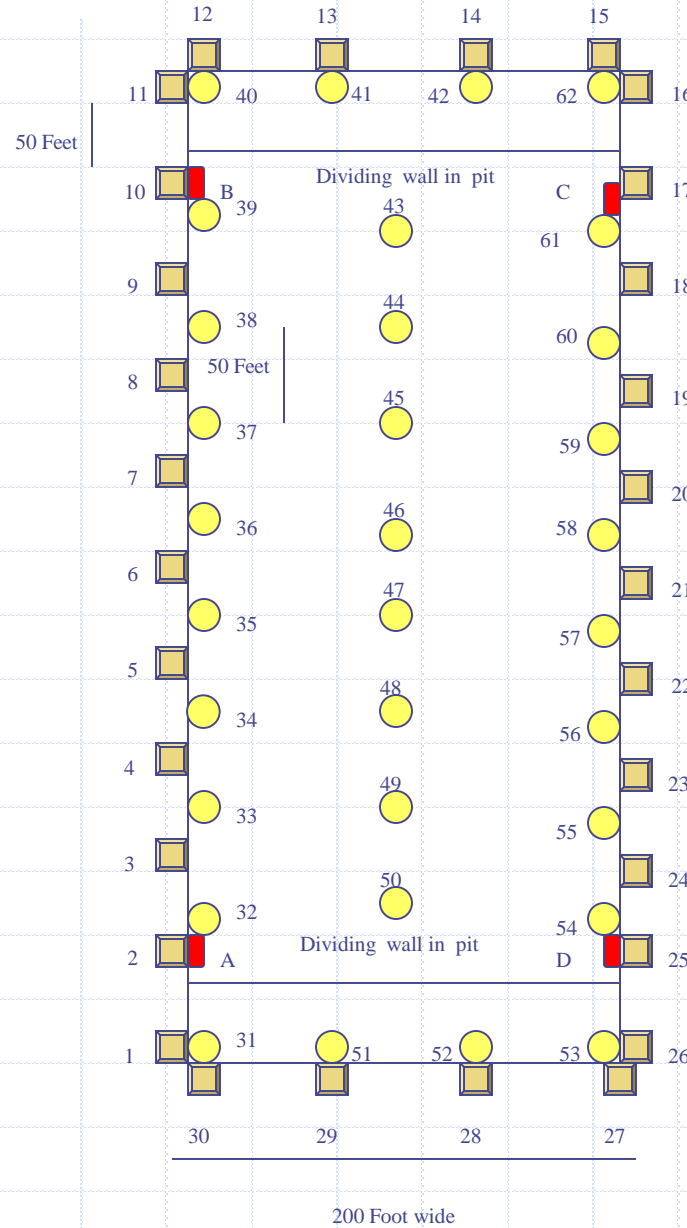


Chain



Rodent IPM Diagram Hatchery Breeder House

-  = Outside Bait Stations
-  = Inside Bait Stations
-  = Inside Live Catch Trap 24/7



Exterior Baiting Program = Additional 40% - 50% Control

