

2020

# INDUSTRIAL METAL STORAGE CABINETS



# Series SS55 Stainless Steel Two Door Cabinet

**NEW for 2020 - Limit Time Special Price**



**Series SS55**



## **AVAILABLE OPTION**

*This cabinet is designed to include our electronic door locks*

## **Shelf Spacing:**

- Bottom 18.5"
- 2nd from bottom 17.5"
- 3rd from bottom 16.5"
- Top 14.5"

- Built with high grade 430 stainless steel material.
- All shelves are rated for 250lbs each.
- All new door design with extra stiffener channels all around.
- Spray can caddies and small parts trays on each door.
- Our engineered corner frames have a double offset for superior strength.
- Type 430 stainless steel is made up of 17% chromium and 0.12% carbon.

Model	Depth	Length	Height	Weight	Material / Finish
Series SS55	22.75"	55"	80"	280#	20ga. / SS



## 48" and 60" Wide Cabinets - Our Best Seller!



**Series 248**

- Galvanized steel construction provides strength, durability and corrosion resistance.
- Our engineered frames have a double offset for superior strength.
- 375lb. weight per shelf.
- Four fixed full size shelves and one 10" half shelf.

"After one look I can see why this is one of the best steel cabinets on the market... I just love the door caddies!"



**Series 268**

- Three 3" heavy duty hinges per door.
- Riveted stiffener channels on all doors.
- Center supports on all shelves.
- Spray can caddy and small part tray are standard on both doors.
- Slam latches with locks are standard on all cabinets.

Model	Depth	Length	Height	Weight	Material / Finish
Series 248	22"	48"	80"	352#	18ga. / Galv.
Series 268	22"	60"	80"	375#	18ga. / Galv.

# 2019 Special Edition 268SE Cabinets



Series 268SE

- We offer limited color options.
- Our new open bottom frame allows for forklift or pallet jack lifting.
- 300lb. weight per shelf.
- Adjustable 8" wide inside shelf for smaller parts.



"Did you know you can order these with CLEAR Plexiglass Doors"



Series 268SE

- Three 3" heavy duty hinges per door.
- Riveted stiffener channels on all doors.
- Center supports on all shelves.
- Spray can caddy and small part tray are standard on both doors.
- Slam latches with locks are standard on all cabinets.



Model	Depth	Length	Height	Weight	Material / Finish
Series 268SE	22.5"	60"	80"	375#	18ga. / Galv.



# Series 258 Storage and Supply Cabinet



**Series 258**



**Series 258**

- Comes with two 100lb. drawers with compartments built into center shelf.
- Our engineered corner frames have a double offset for superior strength.
- Includes a 6" wide x 54" pegboard mounted on the back wall.
- All shelves are rated for 250lbs. each.
- All new door design with extra stiffener channels all around.
- Spray can caddies and small parts trays on each door.

Model	Depth	Length	Height	Weight	Material / Finish
Series 258	20.5"	54.5"	80"	265#	20ga. / Galv.

# Single Door Cabinets - Great For Tools and Supplies



**Series 138**

- Galvanized steel construction provides strength, durability and corrosion resistance.
- Our engineered corner frames have a double offset for superior strength and shelves are spaced for larger areas on the bottom of cabinet.
- Riveted box channels on all doors for extra strength plus spray can holders and small part trays on all doors.
- We use channel stiffeners on all shelves.
- Slam latches with locks are standard on all cabinets.



**Series 238**



Model	Depth	Length	Height	Weight	Material / Finish
Series 238	22"	36"	80"	250#	18ga. / Galv.
Series 138	18"	32"	80"	228#	20ga. / Galv.



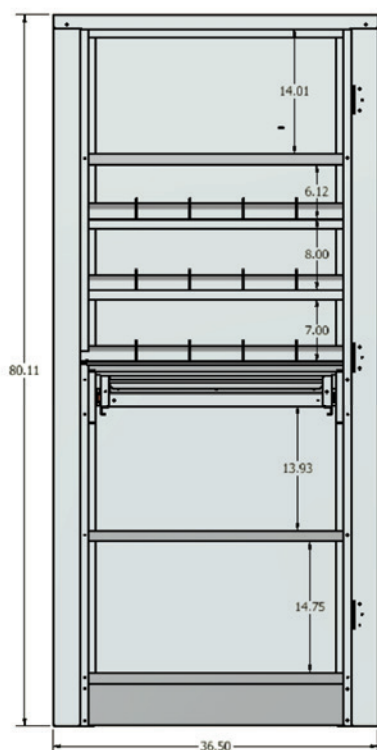
# Series WC36 Welding Supply Cabinet



**Series WC36**



"Great supply cabinet  
I don't know how I got by  
without one. I love the small  
part drawer for all my  
welding comsumables."



- Galvanized steel construction.
- Designed for organizing and storing welding supplies.
- 15 shelf bins compartments offers lots of options for organizing items.
- Single drawer with 18 metal compartments for small parts.
- Full width shelf on top and two on bottom are design to support 300lbs. each.
- Slam latches with locks are standard on all cabinets.
- Can caddy and parts tray on each door.

Model	Depth	Length	Height	Weight	Material / Finish
Series WC36	21.5"	36.5"	80"	280#	18-20ga. / Galv.

# Series 238XL 36" Adjustable Shelf Cabinet



**Series 238XL**



"Hi. This is really nice if you need to change the shelf spacing or just want to remove a shelf."

## **NEW**

- Designed with five adjustable shelves.
- Great for smaller items or the option to remove a shelf for larger items.
- Comes with an optional electronic door lock for added security.
- Pegboard panels on the back and side for added storage options.
- Six hole can caddy on door.

Model	Depth	Length	Height	Weight	Material / Finish
Series 238XL	21"	34.5"	80"	280#	18ga. / Galv.



## Series UC36 Single Door Utility Cabinet



**Series UC36**



"I just love this cabinet I use it for storing my work gear"

- Galvanized steel construction provides strength and corrosion resistance.
- Our engineered corner frames have a double offset for superior strength and durability.
- This design has 60" opening. Great for large items.
- All new stiffener channels on doors for extra strength and durability.
- A full width shelf on top plus pegboard on sides for extra storage options.
- Slam latches with locks are standard on all cabinets.

Model	Depth	Length	Height	Weight	Material / Finish
Series UC36	22.25"	36.25"	80"	195#	18-20ga. / Galv.

## Series JC54 Job Site Mobile Double Sided Cabinet



**Series JC54 Cabinet**

- 18 ga. galvanized steel body construction provides strength and durability.
- 14 ga. galvanized caster supports the base frame.
- Four center shelves with dividers for small parts plus four open 14" x 54" shelf.
- 30" x 50" full size bottom shelf for large tool and part storage.
- 6" heavy duty casters with brakes.
- The Series JC54 has TWO doors on each side for better access.
- Heavy duty handle on both ends.
- Large heavy duty slam latches with locks on all doors.
- Total of four cans caddies on inside of doors.
- Four slide out drawers with compartments build into center shelf.



**2 doors on  
each side!**

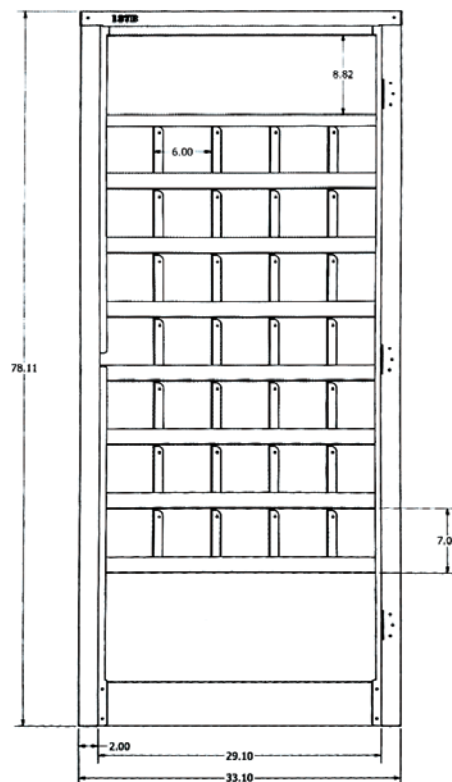
Model	Depth	Length	Height	Weight	Material / Finish
Series JC54	30"	54"	67"	435#	18ga. / Galv.



# Multipurpose Bin Cabinets - A Great Way To Organize



**Series 137B Cabinet**



**Series 42B Bin Cabinet**

- Galvanized steel construction provides strength and corrosion resistance.
- All cabinets have the proper height for good visibility to all the compartments.
- The bin compartments are 12" and 14" deep.
- Angled front lip on all bins for easy parts access.
- Our series 137B comes with a door and lock.
- New for 2019 - Our Series BC30.

Model	Depth	Length	Height	Bins	Weight
Series 137B	16.5"	36"	74"	30	235#
Series 42B	14"	46"	72"	42	220#
Series BC30	18"	30"	72"	30	165#

# Space Saver Cabinet - Great For Garage



**Series 127**



"I put two into my garage, one for my wife and one for me. You wouldn't believe how much she loves me now."

- 20 gauge galvanized steel construction provides strength durability and corrosion resistance.
- Riveted box channels on all doors for extra strength.
- Slam latches with locks are standard on all cabinets.
- Come with standard with five 75lb. rated shelves.



**Series 127**

Model	Depth	Length	Height	Weight	Material / Finish
Series 127	18"	28"	72"	125#	20ga. / Galv.



## Series PSL30 Personal Sports Locker Cabinet



**Series PSL30**

"Works great for sport equipment or guns and fishing supplies. I use mine as a personal locker."



- Comes with top shelf with corner cutout for fishing rods or longer items.
- All galvanized construction with corner frames with a double offset for superior strength.
- Includes hooks and pegboard on back and sides for more storing options.
- 9 stall gun rack with padding.
- All new door design with slam latch and electronic lock.
- Can caddies and small parts tray on door.

Model	Depth	Length	Height	Weight	Material / Finish
Series PSL30	20"	30"	76"	125#	20ga. / Galv.

# Space Saving Wall Mounted Cabinets - For Any Area



**Series 143**



**Series 134**



**WC24**



**Series 163**

- 20 gauge galvanized steel construction.
- We offer 4 sizes in our wall mount cabinets.
- Slam latches with locks are standard on all wall mount cabinets.

Model	Depth	Length	Height	Weight	Material / Finish
Series 134	18"	36"	40"	92#	20ga. / Galv.
Series 143	12"	48"	32"	106#	20ga. / Galv.
Series 163	12"	60"	32"	125#	20ga. / Galv.
Series WC24	12"	24"	36"	50#	20ga. / Galv.



## 36" and 48" Horizontal Wall Cabinets



**Series HC48**



**Series HC36**

- Galvanized steel construction provides strength, durability and corrosion resistance.
- Riveted box channels on all doors for extra strength.
- Gas spring door to keep the door closed or open.
- Come with standard with five 75lb. rated shelves.

Model	Depth	Length	Height	Weight	Material / Finish
Series HCW36	14"	36"	17"	42#	20ga. / Galv.
Series HCW48	14"	48"	17"	48#	20ga. / Galv.

# Series MWB28 Modular Work Bench Cabinets



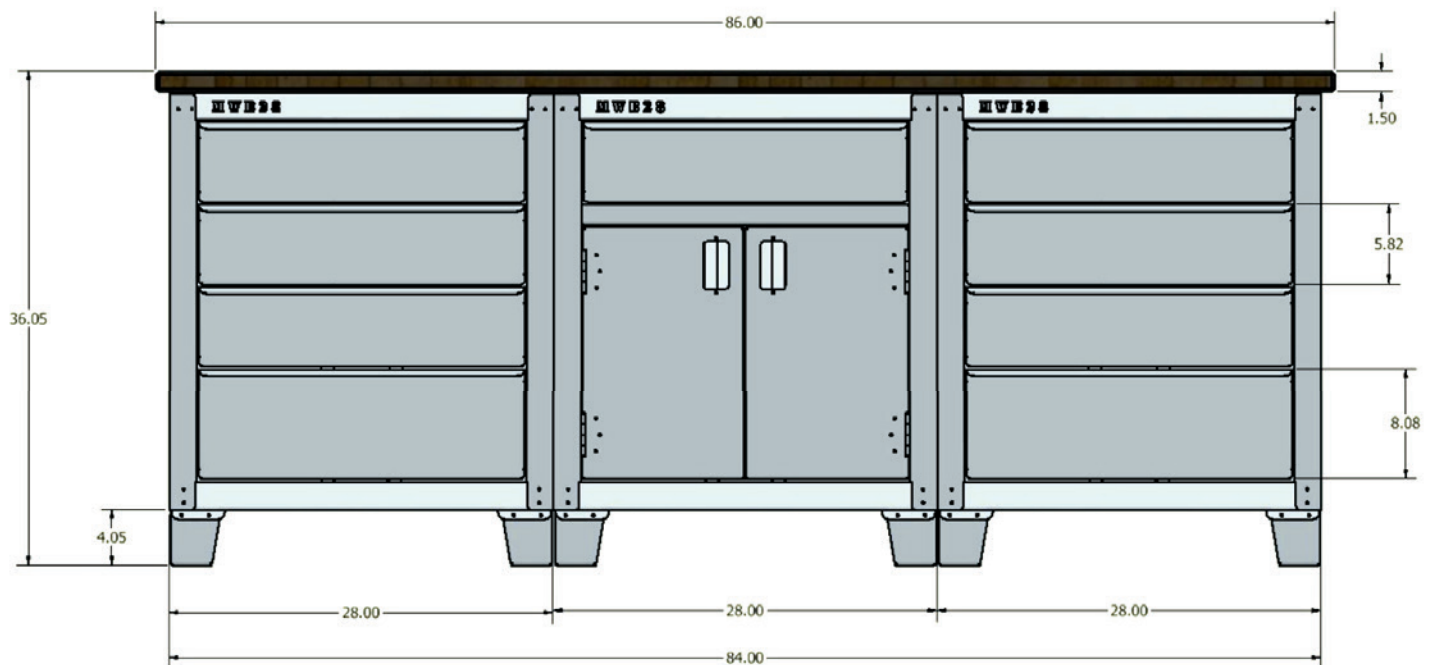
**MWB28-SD**



**MWB28-4D**

**NEW for 2020**

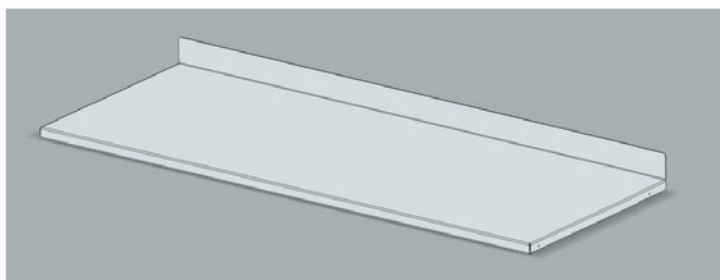
- Galvanized steel construction with the option to powder-coat any color.
- Our premium quality modular work benches are available in different styles and sizes allowing you to choose the option that best fits your needs.
- See page 17 for worktop options



Model	Depth	Length	Height	Weight	Material / Finish
Series MWB28-4D	28"	28"	34.5"	245#	18ga. / Galv.
Series MWB28-SD	28"	28"	34.5"	210#	18ga. / Galv.



## Modular Work Bench Top Options



- Call us to get pricing for your standard 30" wide work tops
- 304 stainless steel is available in 12 gauge or 14 gauge
- Our mild steel work tops come in 11 gauge
- Our wood tops are 1/5" thick and 30" wide made with maple hard wood

*\*Galvanized finish is standard.  
Additional color option shown below.*

**Wood Top**



**Stainless Steel Top**



- We offer 6 color options in power coated finishes
- Our premium quality modular work benches are available in 2 styles allowing you to build a work bench in 28" increments. 28", 56", 84", 112", 140", you choose the option that best fits your needs or budget.
- For the work tops we offer stainless steel or mild steel plus butcher block wood or you can build your own and save money

Model	Depth	Length	Height	Weight	Material / Finish
Series MWB28-4D	28"	28"	34.5"	245#	18ga. / Galv.
Series MWB28-SD	28"	28"	34.5"	210#	18ga. / Galv.

# Industrial Work Desk With Drawer and Paper Organizer



**Series 344**

## KEY FEATURES:

- 200lb. ball bearing slides.
- Lockable slam latch on bottom cabinet.
- Double off set corner frames and legs.
- Wood base top support for extra strength.
- 14 gauge heavy duty zinc hinges.

- 18 gauge galvanized steel construction.
- 4" deep x 36" wide drawer for dust free storage.
- Large bottom storage area with doors.
- Works great for all your paperwork or paper filing and computer work station.
- 18 gauge stainless steel sloped tops are now standard.



**Series 344**

Model	Depth	Length	Height	Weight	Material / Finish
Series 344	28"	40"	40"	180#	18ga. / Galv.



# LP Tank Storage Cabinets



**Series LPT6**



"Best way to keep all your tanks safe and protected from theft."

- G90 galvanized steel construction provides strength, durability and corrosion resistance.
- Engineered corner frames with a double offset for superior strength.
- 350lb weight per shelf.
- Three fixed full-size shelf with tank trays.



**Series LP12**

- Three 3" x 3" heavy duty hinges per door.
- Heavy duty base channels for extra support.
- All new door design with riveted stiffener channels.
- Slam latches with locks on all doors.

Model	Depth	Length	Height	Weight	Tank Capacity
Series LP12	32.5"	66"	66"	415#	12 Tanks
Series LPT6	32.5"	35"	66"	205#	6 Tanks

# Medium Duty Work Tables With Bottom Shelf and Drawers



**Series 3800 table**



**Series SC34 shop cart**



**Series 3500 table**



"Front and back 12" deep shelves are great for all your tool storage."

- 16 gauge galvanized steel construction on all our tables provides strength and durability.
- The series 3500 table comes with a full length drawer.
- Drawer size: 4"D x 40"L x 20"W with 200lb. ball bearing slides.

**We also offer stainless steel carts and tables.**

Model	Depth	Length	Height	Weight	Material / Finish
Series 3800	34.5"	95.5"	34"	300#	16ga. / Galv.
Series 3500	30.5"	60.5"	34"	200#	18ga. / Galv.
Series SC34	30"	40"	35"	105#	14ga. / Galv.



## Series MB60 Mobile Workbench With Bottom Shelf and Drawer



Series MB60

"I like how easy it is to move around."



- 16 gauge galvanized steel construction on all our tables provides strength and durability.
- Full size bottom shelf for extra part storage.
- 6" heavy duty casters.
- The Series MB60 comes with a drawer and 200lb. ball bearing slides.

Model	Depth	Length	Height	Weight	Material / Finish
Series MB60	30.27"	59.2"	37"	285#	16ga. / Galv.



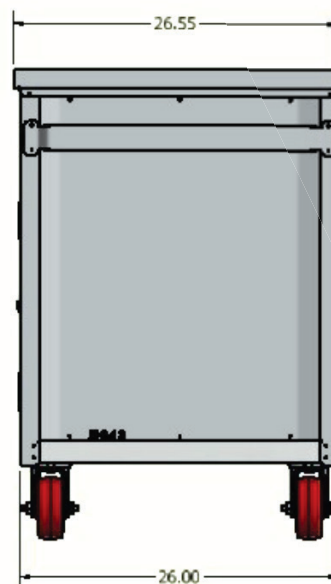
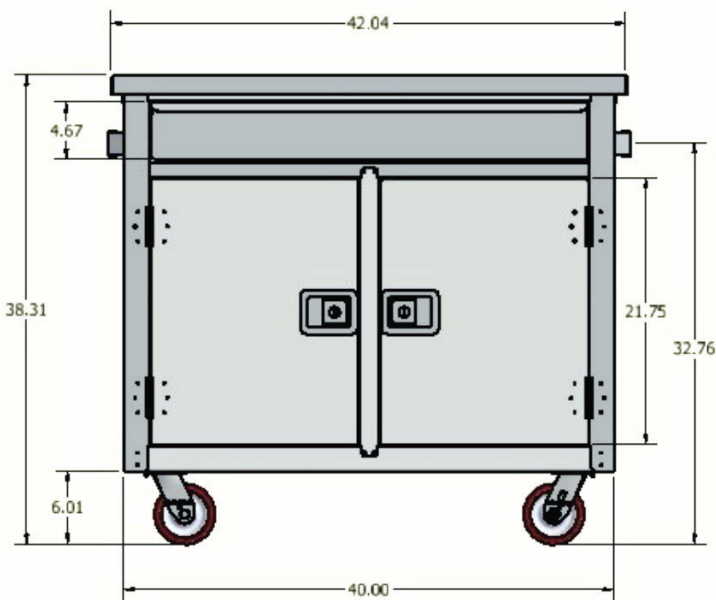
# 42" Mobile Cabinet With Drawer



Series MC42

- 18 ga. galvanized construction.
- High Quality powder-coating provides a durable and attractive finish.
- 4" deep x 38" wide x 24" long top drawer with 200lb. ball bearing slides.
- 18 gauge stainless steel table top.
- Two door bottom storage with shelf.
- Two stainless steel side handles.
- 5" dia. heavy duty swivel casters.

"We have one on each jobsite. They are great for keeping all our blueprints and personal gear stored."



Series MC42



Model	Depth	Length	Height	Weight	Material / Finish
Series MC42	26.5"	42"	38"	210#	16ga. / Galv./SS

# Series DC30 Industrial Drawer Cabinet

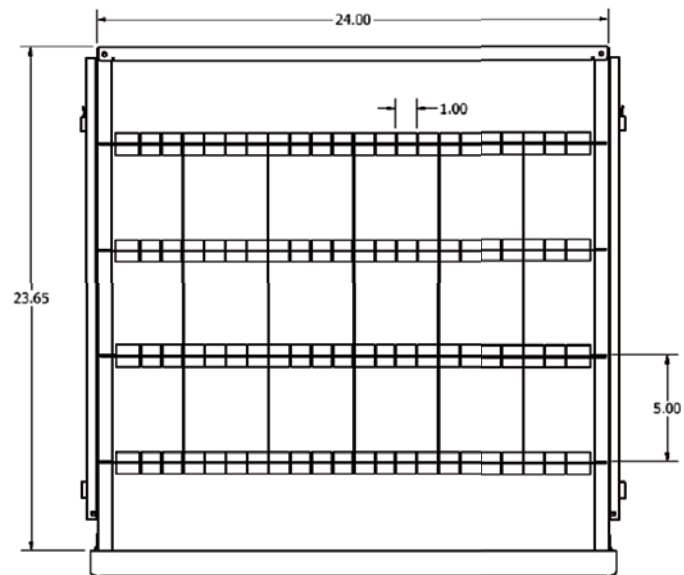


**Series DC30**

- 18 gauge galvanized construction for strength and durability.
- Six drawers 24" x 24" x 3.5" deep.
- Bottom drawer 24" x 24" x 7" deep.
- Adjustable metal compartment dividers.
- Works great for organizing all your small parts and fittings.
- Seven 200lb. capacity compartment drawers.
- Overall size: 28"D x 30"W x 60"H.
- Weight: 360lbs.

## KEY FEATURES:

- Fuller brand 200lb. ball bearing drawer slides.
- Full length formed drawer handles.
- Deep formed top and side support channels.



**Top View Drawer Layout**

Model	Depth	Length	Height	Weight	Material / Finish
Series DC30	28"	30"	48"	360#	18ga. / Galv.

## Series DC6030 Industrial 60" Drawer Cabinet



**Series DC6030**



### KEY FEATURES:

- 450lb. ball bearing slides.
- Full length formed drawer handles.
- Deep formed top and side support channels.



"Hey Joe, I have two of these that I use for organizing all my spare parts and fasteners."

- 18 gauge galvanized construction for strength and durability.
- Eight drawers 24" x 25" x 2.5" deep.
- One drawer 24" x 25" x 7" deep.
- Adjustable metal compartment dividers included.
- Works great for organizing all your small parts and fittings.
- Nine 450lb. capacity compartment drawers.
- Overall size: 28"D x 30"W x 60"H.

Model	Depth	Length	Height	Weight	Material / Finish
Series DC6030	28"	30"	60"	490#	18ga. / Galv.




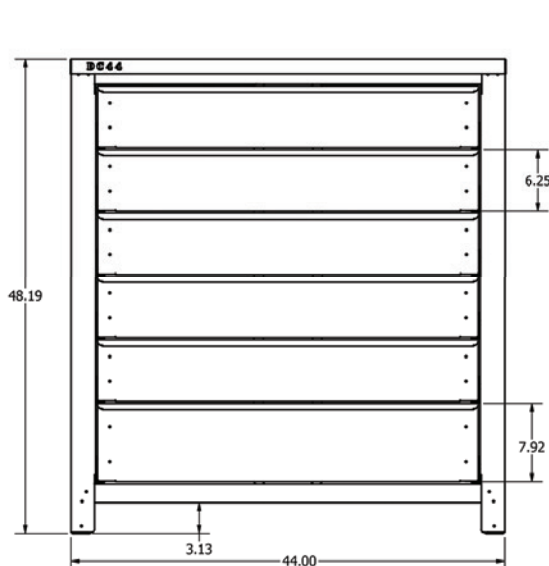
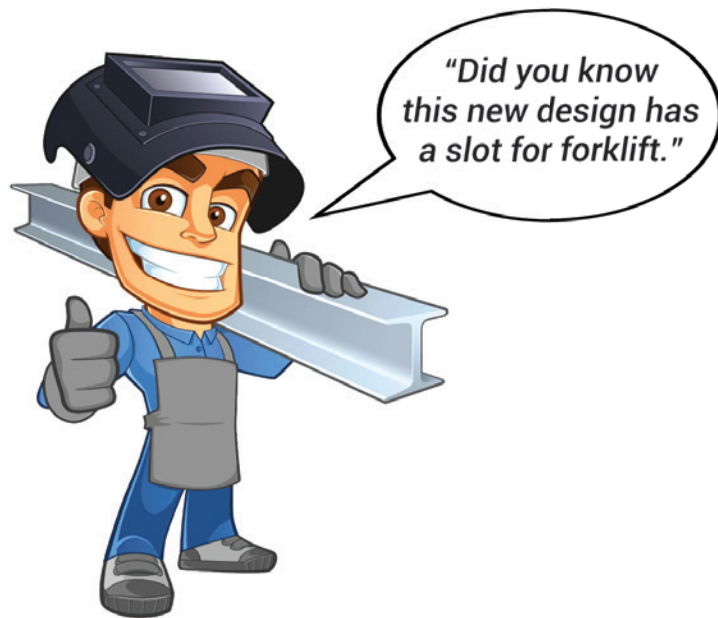
# Series DC44 Industrial Tooling Drawer Cabinet



Series DC44

## KEY FEATURES:

- Fuller 450lb. ball bearing drawer slides.
- Full length formed drawer handles.
- Deep formed top and side support channels.



- 18 gauge galvanized main frame construction.
- Drawer size: 25" long x 38" wide x 4" deep.
- Designed for press brake punch and die tooling.

Model	Depth	Length	Height	Weight	Material / Finish
Series DC44	30"	44"	48"	554#	18ga. / Galv.

# Series CD14 Modular Drawer Cabinet

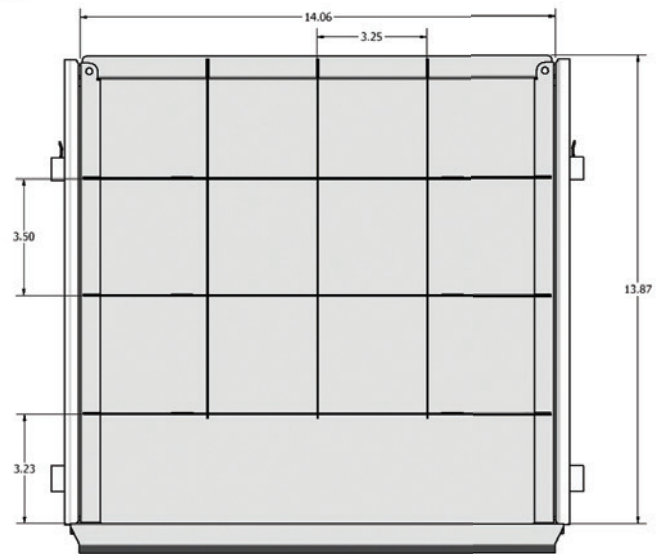


Series CD14

## Key Features:

- 100# ball bearing slides
- Full length formed drawer handle
- Adjustable metal compartment dividers
- 12 compartments - 3.25" x 3.5"
- 1 compartment - 3.25" x 14"

- 20 gauge galvanized construction for strength and durability
- Drawer size: 13.75" L x 14" W x 2.75" D
- Works great for organizing nuts, bolts & screws
- Three 75# capacity compartment drawers



Series CD14



Series CD14

"I use them on all my work benches. It's really good for all my fasteners."



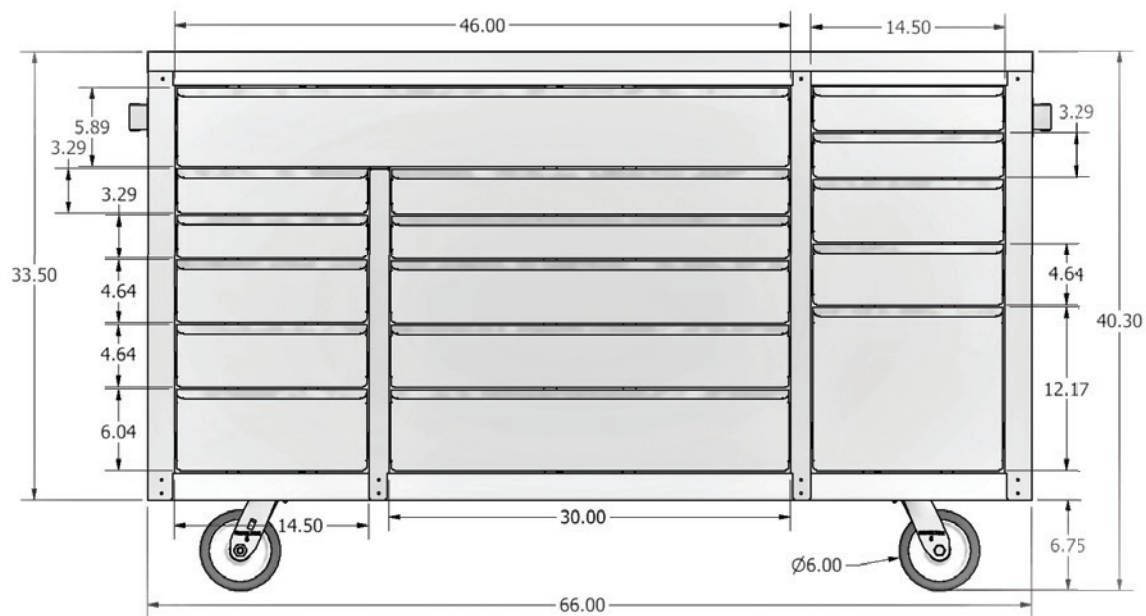
Model	Depth	Length	Height	Weight	Material / Finish
Series CD14	15.5"	16.5"	10.5"	37.5#	20ga. / Galv.

# Series DC66 Tooling Cabinet



**Series DC66**

- 18 gauge galvanized steel construction with stainless steel tops
- Powder coated finish provides a durable and attractive look.
- 16 drawers with 200# ball bearing slides.
- 18 gauge stainless steel table top
- Stainless steel side mounted handles
- 6" dia. heavy duty swivel casters



Model	Depth	Length	Height	Weight	Material / Finish
Series DC66	27.6"	66"	40"	465#	18ga. / Galv.



## Series DC40 Tool Cabinet



**Programable mechanical locks are standard on this model!**

**Maple Hardwood Tops Are Available!**

**Series DC40**

"I love the stainless steel tops. Easy to clean and always looks good."



- 18 gauge stainless steel table top.
- Stainless steel side mounted handles.
- 5" dia. heavy duty swivel casters.
- One 7" deep bottom drawer for large tools or parts.
- 18 gauge galvanized and stainless steel construction with stainless steel drawer fronts and tops.
- Powder-coated finish provides a durable and attractive look.
- Four 4" deep x 20" wide x 36" long drawers with 200lb. ball bearing slides.



Model	Depth	Length	Height	Weight	Material / Finish
Series DC40	26"	40"	38"	280#	18ga. / Galv. / SS

# Series DC28 Mobile Tool Cabinet



Series DC28

## NEW for 2020

- Compact mobile tooling cabinet.
- Six drawers rated at 150lb. each.
- Two side mounted handles.
- Optional stainless steel top available".



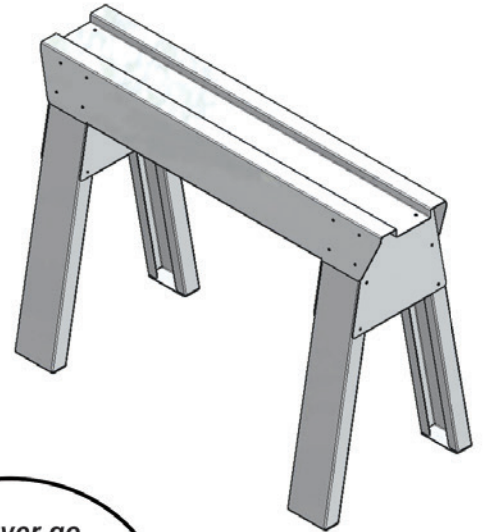
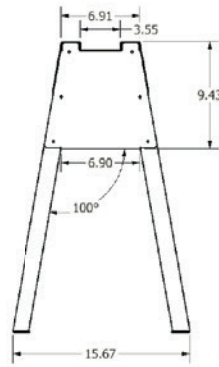
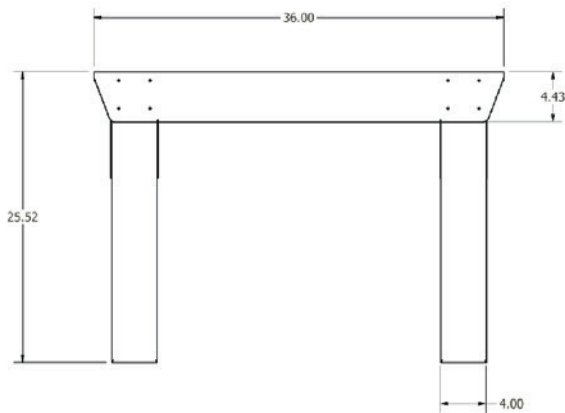
Series DC28

- 18 gauge G90 galvanized construction.
- 200lb. ball bearing slides.
- Side mounted handles.
- Two drawers 3" deep x 23" wide x 19" long.
- Three drawers 4" deep x 23" wide x 19" long.
- One drawer 6" deep x 23" wide x 19" long.
- 5" diameter swivel casters.

Model	Depth	Length	Height	Weight	Material / Finish
Series DC28	22"	28"	40"	177#	18ga. / Galv.



# Heavy Duty Aluminum Sawhorse



"I never go out to a jobsite without mine. They have really helped me with my back problems."



- Light weight aluminum construction with recessed grooved top for work support and extra strength.
- Designed with four large support gussets on legs.
- Stackable design to save on space when stored.

Model	Depth	Length	Height	Weight	Material / Finish
Series ASH090	16"	42"	25.75"	15#	.090" Alum. 5052
Series ASH060	16"	36"	25.75"	11#	.090" Alum. 5052



## Series WT634 Welding Table



- 3/8" steel welding table - laser cut.
- Sold as a DIY weld table kit with all the parts interlocking for a precise fit.
- Designed with 5" tall supports spaced every 10" OC.
- Customer has the option to make the table legs to any height.
- Comes with four leg mount bases.
- Designed to work with strong hand clamps and accessories.



Model	Depth	Length	Height	Weight	Material / Finish
Series WT634	6"	46"	36"	385#	3/8" Steel

# Series DMC30 Shop Cart

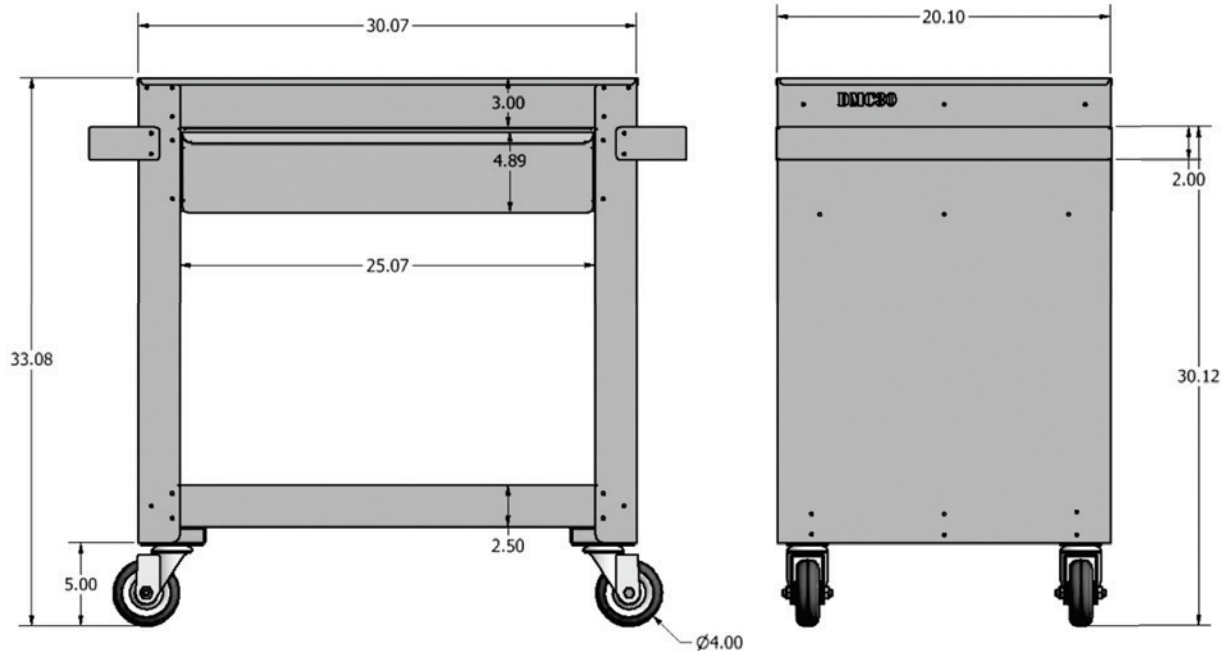
**NEW for 2020**



**Series DMC30**

- Compact maintenance cart
- One drawer rated at 150#
- Two side mounted SS handles
- 3" deep SS top tray

- 18 gauge steel construction
- 200# ball bearing slides
- 2" deep bottom tray
- One drawer - 3.3" deep x 24" wide
- 5" dia. medium duty casters



Model	Depth	Length	Height	Weight	Material / Finish
Series DMC30	20"	30"	33"	65#	18ga. / Steel / SS



# Series DC50 Tooling Cabinet



Series DC50



- 18 gauge galvanized steel construction
- Power coated finish provides a durable and attractive look
- 11 drawers with 200# ball bearing slides
- 4.5" deep top and bottom drawer with 400# slides
- 18 gauge stainless steel table top
- Stainless steel side mounted handles
- 6" dia. heavy duty swivel casters

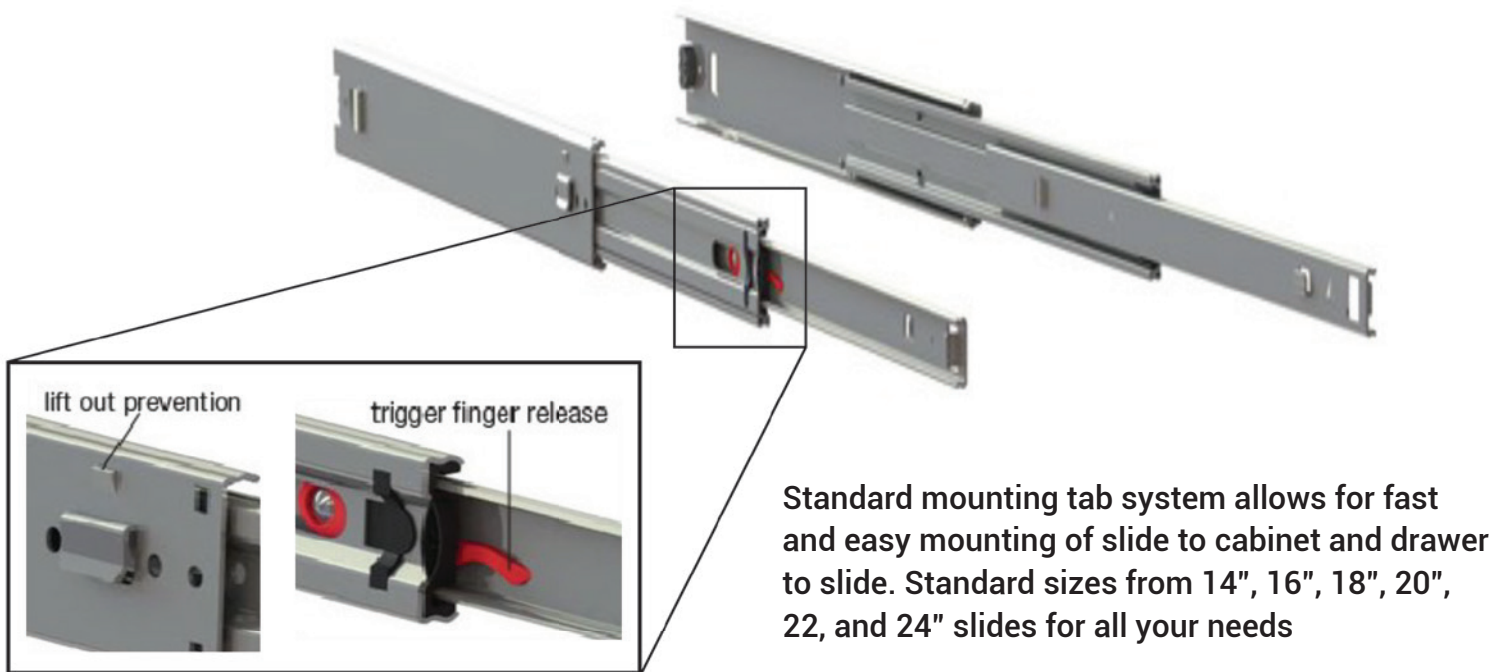


Series DC50

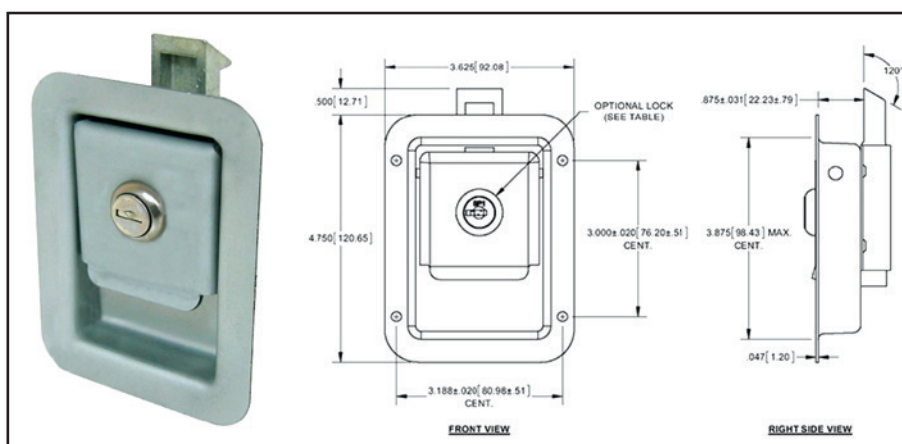
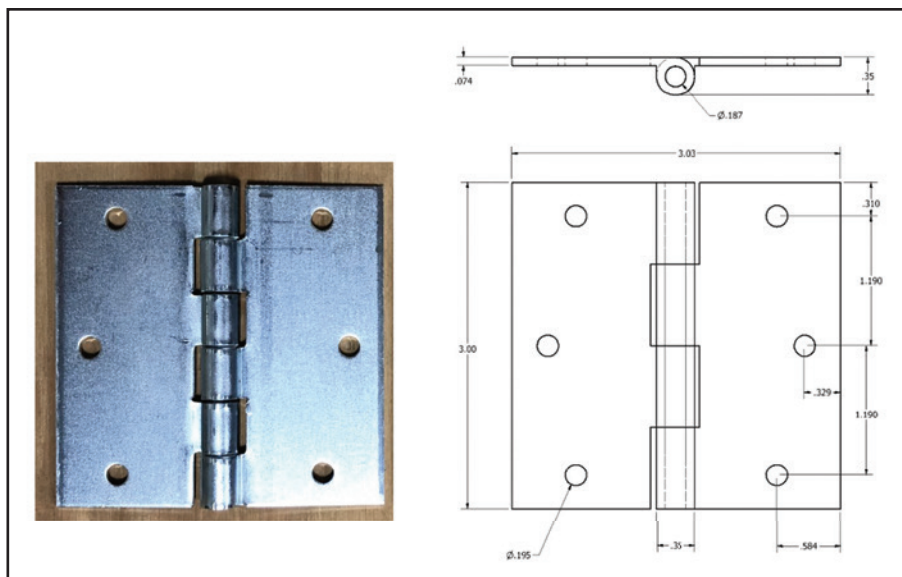
Model	Depth	Length	Height	Weight	Material / Finish
Series DC50	27.6"	50"	40"	325#	18ga. / Galv. / SS



# Cabinet Hardware



- Precision ball bearing drawer slide for heavy-duty applications in office furniture, architectural millwork and institutional applications.
- Drawer profile features an easy to operate disconnect finger release trigger.
- Series 5000 100# weight rating
- Series 5210 200# weight rating



# 2020 Cabinet Price List

## Industrial Grade Steel Storage Cabinets

Series	Desc.	depth	length	height	shelves	doors	finish	weight	list pr.
268	2- door 60" steel storage cabinet	22.5"	60"	80"	5	2	galv.	375	1500.00
258	2- door 54" steel storage cabinet with drawers	20.5"	54.5"	80"	5	2	galv.	250#	1330.00
248	2- door 48" steel storage cabinet	22.5"	48"	80"	5	2	galv.	325	1250.00
SS55	2-door 55" Stainless steel cabinet	22.75"	55"	80"	4	2	SS	295	1900.00
238	36" single door steel storage cabinet	22"	36"	80"	5	1	galv.	250	1020.00
238XL	36" single door with adjustable shelf	21.25"	34.5"	80"	5	1	galv.	280#	1100.00
138	32" single door storage cabinet	18"	32"	80"	5	1	galv.	228	820.00
127	Space saver cabinet	18"	28"	72"	5	1	galv.	125#	650.00
134	2-door wall mount steel cabinet	18"	36"	40"	3	2	galv.	95	470.00
163	2-door wall mount steel cabinet	12"	60"	36"	3	2	galv.	130	586.00
143	2-door wall mount steel cabinet	12"	48"	36"	3	2	galv.	106	510.00
HWC36	36" Horizontal wall cabinet	14"	36"	17"	2	1	galv.	42	340.00
HWC48	48" Horizontal wall cabinet	14"	48"	17"	2	1	galv.	48	380.00
137B	40- hole Bin cabinet w/door	19"	33"	78"	8	1	galv.	230	1120.00
WC36	36" welding supply cabinet	16.5"	36"	80"	8	1	galv.	230	1300.00
UC36	utility cabinet pegboard back	20.25"	36.25"	80"	5	1	galv.	188	930.00
3500	5 ft. steel work table with 1-drawer	30"	60"	34"	1 drawer		galv.	190	940.00
3800	8 ft. steel work table with tool shelf	34.5"	95.5"	34"	2		galv.	300	1160.00
MB60	60" Mobile Work Bench with 1- drawer	30"	59"	36"	1 drawer		galv.	210	1100.00
MC42	single drawer cabinet w/ bottom doors	26.5"	42.25"	38"	1	2	Painted	210	1400.00
344	work Desk with stainless steel sloped top	28"	40"	40"	1	2	painted	180	1260.00
DC40	5 - Drawer cabinet with casters	24"	40"	35"	5 drawers	2	painted	250	1650.00
DC28	28" tooling cart with casters	22.7"	28"	40.5"	6 drawers		galv.	177	1030.00
DC50	50" tooling cabinet with casters	26"	50"	40"	11 drawers		painted	325	2200.00
DC66	66" tooling cabinet with casters	26"	66"	40"	16 drawers		painted	450	3700.00
DC30	48" tall drawer cabinet with compartments	30"	28"	48"	7 drawers		galv.	360	1770.00
DC6030	60" tall Drawer cabinet with compartments	28"	30"	60"	9 drawers		galv.	405	2900.00
CD14	3- drawer compartment cabinet	15.5"	16.5"	10.5"	3drawers		painted	36	240.00
DM24	4- drawer modular cabinet with compartments	20"	24"	17"	4 drawers		galv.	77	350.00
MWB28-4D	Modular work bench cabinet with 4 drawers	28"	28"	34.5"	4 drawers		galv.	265	800.00
MWB28-SD	Modular work bench cabinet with 1 drawer	28"	28"	34.5"	1 drawer		galv.	106	600.00
DMC30	single drawer maintance cart	20"	30"	33"	1 drawer		painted	66	500.00
SC34	shop cart 16 ga.	30"	40"	35"	1		galv.	104	500.00
113	Narrow wall cabinet	7.75"	14"	32"	4	1	galv.	30	200.00
WC24	24" single door wall cabinet	12"	24"	36"	3	1	galv.	50	324.00
42B	42 hole open Bin cabinet	14"	46"	72"	7		galv.	220	800.00





## **Starland Metals, LLC.**

**59917 236th St.**

**Gibbon, MN 55335**

**Office: 507-834-6915**

**Fax: 507-834-6813**

**Larry@starlandfab.com**

**507-381-4248**

**Coreyp@starlandfab.com**

**218-244-6565**

***Our modular design allows you to design and setup your work area many different ways.***

***We offer tables, work benches, wall cabinets, bin cabinets, freestanding single and double door cabinets to suit all your needs.***



***We offer custom designed cabinets!***

**[www.StarlandMetals.com](http://www.StarlandMetals.com)**