

RD2400 Raydot Replacement Inlets




RD2400 in Closed Position



RD2400 ACTUATED




RD2400 GRAVITY



Two-Stage Shut-off to protect Gravity Inlet from wind pressure



Inlet lids have tight seal to reduce air leakage



Actuating RD2400 Inlet

Easily replace outdated Raydot Inlets with the Raydot Replacement Insulated Attic Air Inlets

ACTUATED Part No. 90814

CFM: Approx. 2,400

Rough Opening: 34" x 18.5"

Ship Weight: Approx. 8 lbs

GRAVITY Part No. 90813

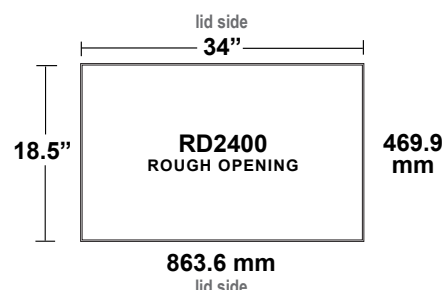
CFM: Approx. 2,400

Rough Opening: 34" x 18.5"

Ship Weight: Approx. 8 lbs

Attic Sleeve Sold Separately-

Attic Sleeve Part: 090835BE



- Great for minimum to maximum ventilation when you need precise control of air movement.
- Each lid is fully covered with a seal around the perimeter.
- 1" thick fully insulated, durable lids direct air along the ceiling for proper air mixing and minimize condensation, dripping, and freezing of inlet.
- Noncorrosive continuous hinge swings down to allow clean attic air into the main room.
- Gravity Inlet lids have adjustable counterweights to regulate airflow. Actuated Inlet includes actuated kit with pull string and winch block.
- Used for year round ventilation. All inlets include mounting screws. Insulation stops need to be ordered separately.

