



Badger Meter

Recordall® Disc Meters

Model 70, Lead-Free Bronze Alloy, Size 1" (DN 25 mm)
NSF/ANSI Standards 61 and 372 Certified

DESCRIPTION

The Recordall Model 70 Disc Series meters meet or exceed the most recent revision of AWWA Standard C700 and are available in a lead-free bronze alloy. The Model 70 meters comply with the lead-free provisions of the Safe Drinking Water Act, are certified to NSF/ANSI Standards 61 and 372 (Trade Designation: M70-LL) and carry the NSF-61 mark on the housing. All components of the lead-free bronze alloy meter (housing, measuring element, seals, and so on) comprise the certified system.

Applications: For use in measurement of potable cold water in residential, commercial and industrial services where flow is in one direction only.

Operation: Water flows through the meter's strainer and into the measuring chamber where it causes the disc to rotate. The disc, which moves freely, rotates on its own ball, guided by a thrust roller. A drive magnet transmits the motion of the disc to a follower magnet located within the permanently sealed register. The follower magnet is connected to the register gear train. The gear train reduces the disc rotations into volume totalization units displayed on the register or encoder face.

Operating Performance: The Recordall Disc Series meters meet or exceed registration accuracy for the low flow rates (95%), normal operating flow rates ($100 \pm 1.5\%$), and maximum continuous operation flow rates as specifically stated in AWWA Standard C700.

Construction: Recordall Disc meter construction, which complies with ANSI/AWWA standard C700, consists of three basic components: meter housing, measuring chamber, and permanently sealed register. The water meter is available in a lead-free bronze alloy with externally-threaded spuds. A corrosion-resistant engineered polymer material is used for the measuring chamber.


Magnetic Drive: Direct magnetic drive, through the use of high-strength magnets, provides positive, reliable and dependable register coupling for straight-reading or AMR/AMI meter reading options.

Tamper-Proof Features: Unauthorized removal of the register or encoder is inhibited by the option of a tamper detection seal wire screw, TORX® tamper-resistant seal screw or the proprietary tamper-resistant keyed seal screw. Each can be installed at the meter site or at the factory.

Maintenance: Badger Meter Recordall Disc Series meters are designed and manufactured to provide long-term service with minimal maintenance. When maintenance is required, it can be performed easily either at the meter installation or at any other convenient location.

To simplify maintenance, the register, measuring chamber, and strainer can be replaced without removing the meter housing from the installation. No change gears are required for accuracy calibration. Interchangeability of parts among like-sized meters also minimizes spare parts inventory investment. The built-in strainer has an effective straining area of twice the inlet size.

Connections: Tailpieces/Unions for installations of meters on various pipe types and sizes, including misaligned pipes, are available as an option.



SPECIFICATIONS

Model 70 Disc Series Meter

| | |
|---|---|
| Typical Operating Range (100% \pm 1.5%) | 1-1/4...70 gpm (0.28...16 m ³ /hr) |
| Low Flow (Min. 98.5%) | 3/4 gpm (0.17 m ³ /hr) |
| Maximum Continuous Operation | 50 gpm (11.3 m ³ /hr) |
| Pressure Loss at Maximum Continuous Operation | 6.5 psi at 50 gpm (0.45 bar at 11.3 m ³ /hr) |
| Maximum Operating Temperature | 80° F (26° C) |
| Maximum Operating Pressure | 150 psi (10 bar) |
| Measuring Element | Nutating disc, positive displacement |
| Meter Connections | Available in NL bronze and engineered polymer to fit 1" (DN 25 mm) spud thread bore diameter sizes. |

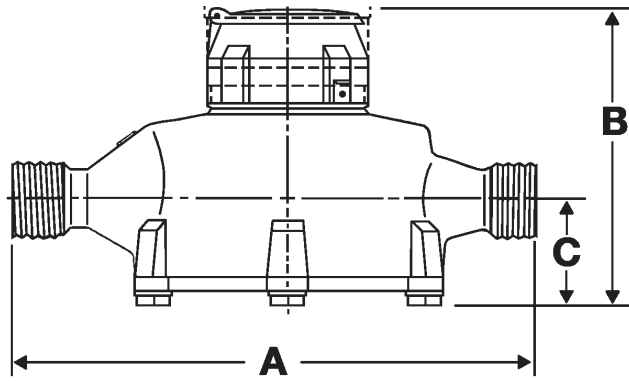
Meter Spud and Connection Sizes

| Size Designation | x | "L" Laying Length | "B" Bore Dia. | Coupling Nut and Spud Thread | Tailpiece Pipe Thread (NPT) |
|------------------|---|-------------------|---------------|------------------------------|-----------------------------|
| 1" | x | 10-3/4" | 1" | 1-1/4" (1") | 1" |

Materials

| | |
|--------------------------------|-----------------------------------|
| Meter Housing | Lead-free bronze alloy |
| Housing Bottom Plates | Cast iron, lead-free bronze alloy |
| Measuring Chamber | Engineered polymer |
| Disc | Engineered polymer |
| Trim | Stainless steel |
| Strainer | Engineered polymer |
| Disc Spindle | Stainless steel |
| Magnet | Ceramic |
| Magnet Spindle | Stainless steel |
| Register Lid and Shroud | Engineered polymer, bronze |

DIMENSIONS

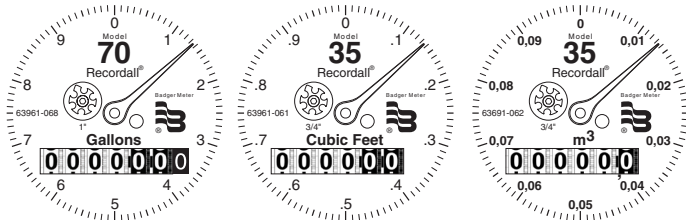


| Meter Size | Meter Model | A Laying Length | B Height Reg. | C Centerline Base | Width | Approx. Shipping Weight |
|------------|-------------|------------------|-----------------|-------------------|-----------------|-------------------------|
| 1" (25 mm) | 70 | 10-3/4" (273 mm) | 6-1/2" (165 mm) | 2-5/16" (59 mm) | 7-3/4" (197 mm) | 11-1/2 lb (5.2 kg) |

REGISTERS / ENCODERS

Standard—Sweep-Hand Registration

The standard register is a straight-reading, permanently sealed magnetic drive register. Dirt, moisture, tampering and lens fogging problems are eliminated. The register has a six-odometer wheel totalization display, 360° test circle with center sweep hand, and flow finder to detect leaks. Register gearing is made of self-lubricating engineered polymer, which minimizes friction and provides long life. The multi-position register simplifies meter installation and reading. The register capacity is 10,000,000 gallons (1,000,000 ft³, 100,000 m³).



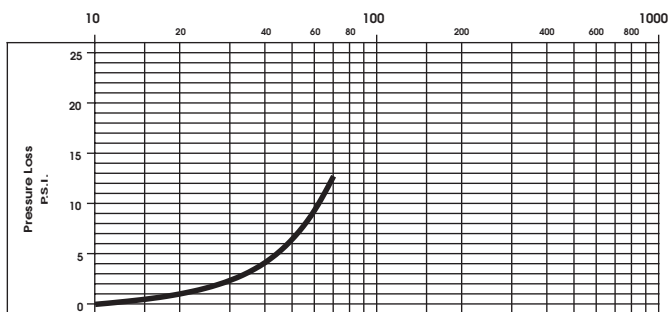
| Meter Model | Gallon | Cubic Feet | Cubic Meter |
|-------------|--------|------------|-------------|
| 70 | 10 | 1 | 0.1 |

Optional—Encoders for AMR/AMI Reading Solutions

AMR/AMI solutions are available for all Recordall Disc Series meters. All reading options can be removed from the meter without disrupting water service. Badger Meter encoders provide years of reliable, accurate readings for a variety of applications and are also available pre-wired to Badger Meter approved AMR/AMI solutions. See details at www.badgermeter.com.

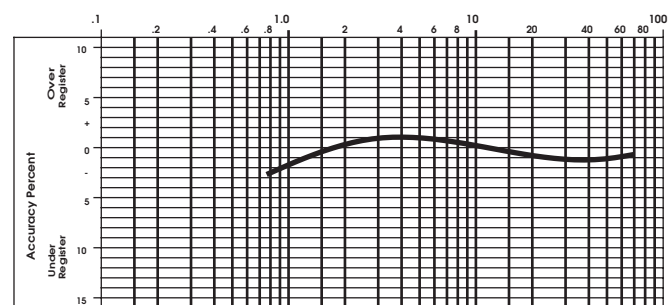
PRESSURE LOSS CHART

Rate of Flow in Gallons per Minute



ACCURACY CHART

Rate of Flow in Gallons per Minute



Recordall is a registered trademark of Badger Meter, Inc. Other trademarks appearing in this document are the property of their respective entities.

Due to continuous research, product improvements and enhancements, Badger Meter reserves the right to change product or system specifications without notice, except to the extent an outstanding contractual obligation exists. © 2013 Badger Meter, Inc. All rights reserved.

www.badgermeter.com

The Americas | Badger Meter | 4545 West Brown Deer Rd | PO Box 245036 | Milwaukee, WI 53224-9536 | 800-876-3837 | 414-355-0400
 México | Badger Meter de las Américas, S.A. de C.V. | Pedro Luis Ogazón N°32 | Esq. Angelina N°24 | Colonia Guadalupe Inn | CP 01050 | México, DF | México | +52-55-5662-0882
 Europe, Middle East and Africa | Badger Meter Europa GmbH | Nurtlinger Str 76 | 72639 Neuffen | Germany | +49-7025-9208-0
 Czech Republic | Badger Meter Czech Republic s.r.o. | Maříkova 2082/26 | 621 00 Brno, Czech Republic | +420-5-41420411
 Slovakia | Badger Meter Slovakia s.r.o. | Raciánska 109/B | 831 02 Bratislava, Slovakia | +421-2-44 63 83 01
 Asia Pacific | Badger Meter | 80 Marine Parade Rd | 21-04 Parkway Parade | Singapore 449269 | +65-63464836
 China | Badger Meter | 7-1202 | 99 Hangzhong Road | Minhang District | Shanghai | China 201101 | +86-21-5763 5412

Legacy Document Number: RD-T-1