



**Non-Electric, Fluid Driven
Proportional Injectors**

MINIDOS®

Fluid Flow Range:

0.03 gpm to 12 gpm*

Injection Range:

0.025% to 20% (1:4000 to 1:5)

Operating Pressure:

6 to 140 psi**

*Maximum flow: 10% = 10 gpm; 20% = 7 gpm

** 10 % & 20% models maximum is 65 psi

Discover the Dosmatic Difference

Key features to look for in an injector:

- No extra cost for proprietary composite body, which exceeds PVDF for chemical compatibility and for mixing aggressive chemicals.
- No extra cost for built-in on/off switch, which allows user to stop the injection—but not the system.
- Separate internal mixing chamber to prevent chemical contact with motor piston—for longer life and uniform mixing.
- Highest standard operating pressure in the industry, Minimizing pressure surge damage.



Certified ISO 9001:2000 Quality Management System

Dosmatic offers the widest range of models in the Industry
with flow range from 0.03 gpm to 400 gpm and injection ratios from 1:8000 to 1:5

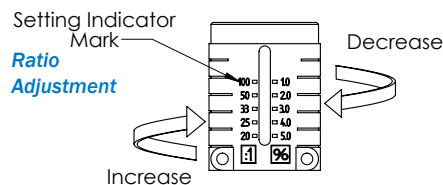
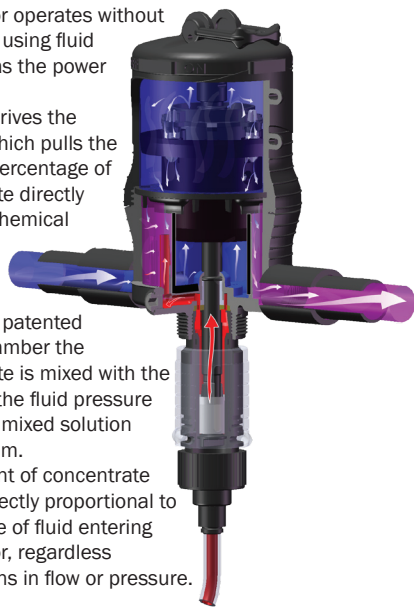
Model	Flow Rate	Injection Ratios Adjustable Range		Operating Pressure	Inlet/Outlet Connections
MiniDos 0.4%	0.03 - 12 gpm	0.025 - 0.4%	(1:4000 - 1:250)	6 - 140 psi	3/4" npt
MiniDos 1%	0.03 - 12 gpm	0.20 - 1%	(1:500 - 1:100)	6 - 140 psi	3/4" npt
MiniDos 2.5%	0.03 - 12 gpm	0.50 - 2.5%	(1:200 - 1:40)	6 - 140 psi	3/4" npt
MiniDos 5%	0.03 - 12 gpm	1 - 5%	(1:100 - 1:20)	6 - 140 psi	3/4" npt
MiniDos 10%	0.03 - 10 gpm	2 - 10%	(1:50 - 1:10)	6 - 65 psi	3/4" npt
MiniDos 20%	0.03 - 7 gpm	4 - 20 %	(1:25 - 1:5)	6 - 65 psi	3/4" npt

Operating Principle...

Installed directly in the fluid supply line, the injector operates without electricity, using fluid pressure as the power source.

The fluid drives the injector, which pulls the required percentage of concentrate directly from the chemical solution container. Inside the Dosmatic, patented mixing chamber the concentrate is mixed with the fluid, and the fluid pressure forces the mixed solution downstream.

The amount of concentrate will be directly proportional to the volume of fluid entering the injector, regardless of variations in flow or pressure.



The injection rate is set by lining up the ratio sleeve with desired ratio on the scale. The amount of injected concentrate is proportional to the amount of fluid coming into the Dosmatic: i.e. adjustment at 1% = 1:100 = 1 volume of concentrate + 100 volumes of fluid entering the injector.

Check your manual for specific setting by model.

Markets

Animal Health, Bio-Decontamination, Chemical Manufacturing and Supply, Food Processing, Horticulture, Metal Processing, Odor/Misting Control and Cooling, Pest Control, Printed Circuit Boards, Printing, Sanitation & Hygiene, Specialty Applications, Vehicle Wash, Water and Wastewater treatment.

Principal Applications

Chlorination, Cleaning, Cutting Fluids, Descaling, Decontamination, Degreasing, Disinfecting, Dispersants, Fertigation, Hydroponics, Inhibitors, Lubrication, Medication, Misting Systems, Odor Control, Pesticides, PH/TH Correction, Rinsing, Sanitizing, Soaps & Foams, Surfactants, Weed Control

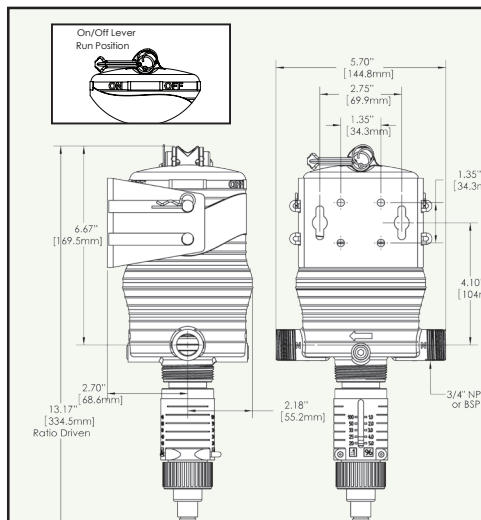
*Warranty Details:

The cover and body are warranted to be free from defects in materials and workmanship for THREE YEARS from date of purchase.

The motor piston is warranted to be free from defects in materials and workmanship for TWO YEARS from date of purchase.

The lower end is warranted to be free from defects in materials and workmanship for ONE YEAR, from the date of purchase.

Size



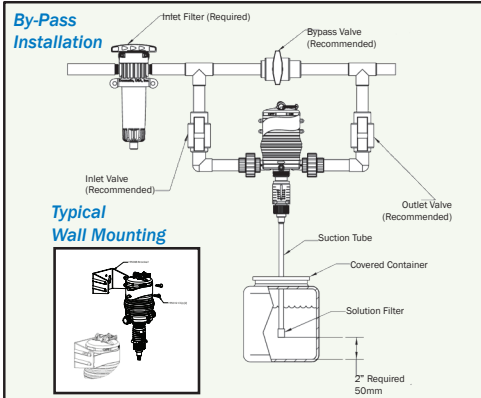
Each Dosmatic purchase includes the following items:

- manual
- suction hose and filter
- mounting bracket
- wear parts kit (dosage piston and o-ring; 0.4% & 1% models include lower shafts)

To Optimize your Dosmatic:

- install a filter (140 mesh (104 micron) filter upstream of injector depending on fluid quality.
- It is recommended to change the wear parts every 6 months, one set is included in the purchase of your injector.
- Rinse with clear water when not in use.
- Install necessary protections for excess flow and pressure.
- Install on a 3 valve bypass

For all other installation questions, please contact your Dosmatic representative.



Each model is 100% factory tested.

For information on other models, accessories and particular systems please contact your Dosmatic representative.

Dosmatic®

Dosmatic U.S.A./International, Inc.

Tel: (972) 245-9765 or Toll Free (800) 344-6767

Fax: (972) 245-9000

Email: info@dosmatic.com

www.dosmatic.com


General Information

Housing	Proprietary Engineered Composite Material
Dosing Accuracy	+/- 10% of ratio
Repeatability	+/- 3%
Pressure Loss	2.9 - 18 Psi Max
Maximum Temp.	100°F
Minimum Temp.	34°F
Maximum vertical suction of concentrate	13 Feet
Maximum horizontal suction of concentrate	49 Feet
Self-Priming	Yes
Seal Material Available:	Aflas- Acid concentrate Viton - acids, oils & pesticides EPDM - Base Chemicals *Contact your Dosmatic representative for specific chemical information
Maximum Viscosity	1,500 cP (Ex. Honey)

Available for MiniDos

Mobile Cart System:
3/4" for the MiniDos

Twist II Clean Filter
3/4" & 1"



Viscosity Kit:
Available for High Viscosity chemicals.



Barrel Adapter System:
for the MiniDos

External Injection Kit for highly corrosive chemicals
Installation shown plumbing sold separately



MiniDos injector in series with remote injection
Installation shown plumbing sold separately

