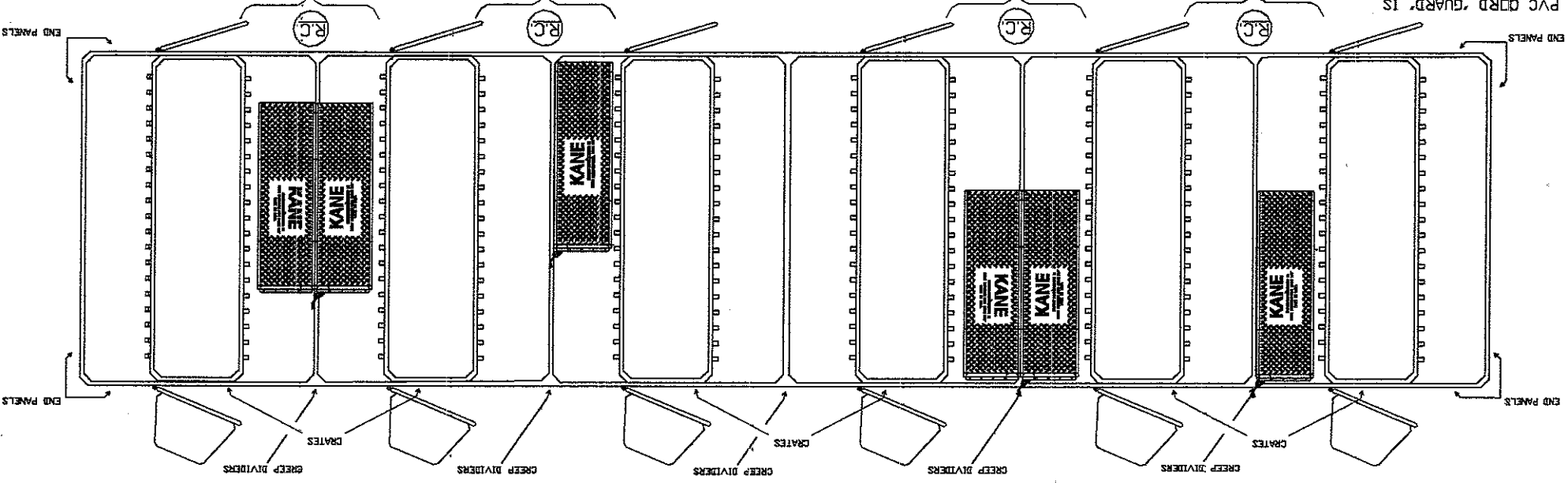


KANE MFG., INC.

Des Moines, Ia 50317

HEAT MAT PLACEMENT CONSIDERATIONS.

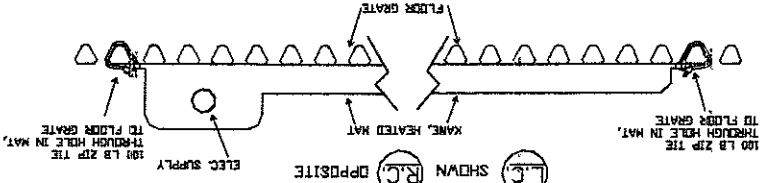
CRATES USED IN THIS ILLUSTRATION ARE 5'W X 7'L, MATS ARE 48"L.



OPTION #4
MAT INSTALLED FLUSH TO REAR
PANEL WITH CORD AND GARD
POSITIONED TOWARDS CENTER OF
CRATE.

OPTION #3
MAT INSTALLED FLUSH TO FRONT
PANEL WITH CORD AND GARD
POSITIONED IN FRONT CORNER OF
CRATE.

DETAIL "A" MOUNTING OPTION

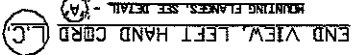


OPTION #1
MAT INSTALLED FLUSH TO FRONT
PANEL WITH CORD AND GARD
POSITIONED IN FRONT CORNER OF
CRATE.

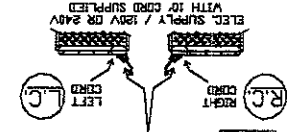
OPTION #2
MAT INSTALLED FLUSH TO FRONT
PANEL WITH CORD AND GARD
POSITIONED IN FRONT CORNER OF
CRATE.

END VIEW, RIGHT HAND CORD

END VIEW, LEFT HAND CORD



PVC GARD GUARD IS
INSTALLED TO PROTECT
EACH POWER SUPPLY CORD
FROM DAMAGE (18" X 18"
ID) PVC TUBE AND 90deg
ELBOW.
RIGHT CORD
LEFT CORD
ELEC. SUPPLY / 220V OR 240V
WITH 10' CORD SUPPLIED.



SINGLE MAT INSTALLATIONS
INCLUDE BOTH LEFT AND
RIGHT CORDS.

MOUNTING FLANGES, DETAIL "A"
MOUNTING FLANGES, SEE DETAIL "A"